Richmond Scientific

Data sheet

print date: 2026-11-06

ATEX Laboratory Refrigerator

CHL 2 Smart ATEX





The photo above is for reference only, may show additional options not included in standard equipment. The real appearance, particularly color and structure of the material may differ from the ones presented in the photo.

Advantages of the SMART controller:
- 4,3”, clear, full colour touch screen
- LAN, USB ports for data transfer
- multi-segment time and temperature programs
- visual and sound alarm
- internal memory for programs and data storage
- event registry
- user manual for direct download
- Quick change of program parameters
- Alarm Bar
- operating with gloves on

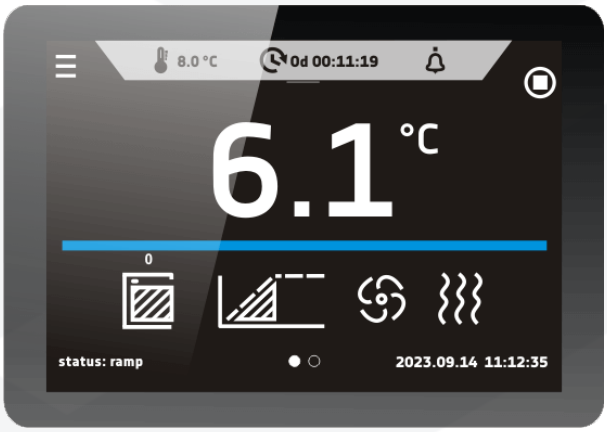

Smart - preview screen

TECHNICAL DATA

air convection	forced
chamber capacity [l]	157
working capacity [l]	129
controller	microprocessor PID
display	4,3" full colour touch screen

TEMPERATURE

temperature range [°C]	0...+15
temperature resolution every ... [°C]	0,1
temperature fluctuation at 4°C [+/-°C]*	0,4
temperature variation at 4°C [+/-°C]*	0,7

CHAMBER

door type	solid
interior	
C Smart	stainless steel to DIN 1.4016
CS Smart	stainless steel to DIN 1.4016
P Smart	corrosion-resistant stainless steel to DIN 1.4301
PS Smart	corrosion-resistant stainless steel to DIN 1.4301
housing	
C Smart	powder coated sheet
CS Smart	stainless steel polished
P Smart	powder coated sheet
PS Smart	stainless steel polished

overall dims [mm] /1/	
width A	620
height B	900
depth C	650
internal dims [mm]	
width D	480
width D'	520
height E	660
depth F	420
depth F'	480
depth G	320
height H	440

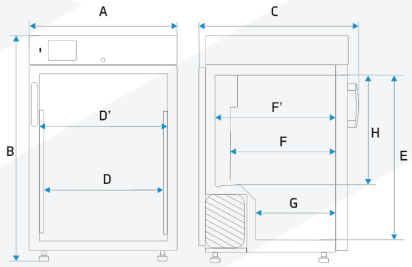

shelves (standard | max)	3 | 4
max shelf workload [kg] /2/	10
max unit workload [kg]	30
weight [kg]	58

ELECTRICAL PARAMETERS	
voltage	230V 50/60Hz
nominal power [W]	250
compliance with ATEX directive	chamber in explosion-protected design ATEX II 3/- G Ex h IIC T6 Gc/-
refrigerant	R1234ze / GWP=1,37
warranty	24 months
manufacturer	POL-EKO®

all the above technical data refer to standard units (without optional accessories)
* - fluctuation measured in centre of the chamber; in space, variation (K) calculated for chamber as: K= +/- (T average max. - T average min.) / 2; parameters given for the chamber above the bottom step
** - other power supplies on request
1 - depth doesn't include 50 mm of power cable
2 - on uniformly loaded surface
3 - reinforced shelf

OPTIONS AND ACCESSORIES

	Order number: */P INOX	Stainless steel wire shelf INOX
	Order number: */PP	Perforated shelf
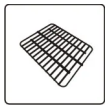	Order number: */PW	Reinforced shelf
	Order number: QLK*	Castors