



Data sheet

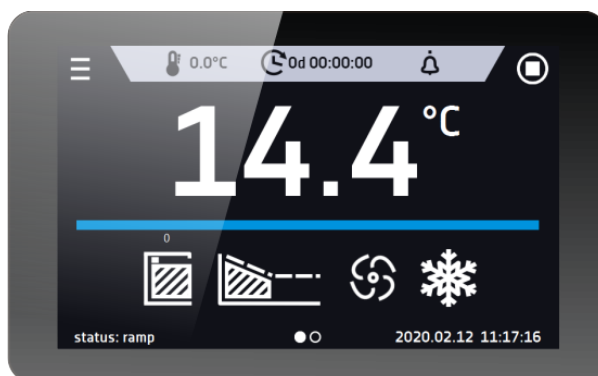
Cooled Incubator (ST) with refrigerator ST 2 / CHL 3 Smart



The photo above is for reference only, may show additional options not included in standard equipment. The real appearance, particularly color and structure of the material may differ from the ones presented in the photo.

Advantages of the SMART controller:

- 4,3", clear, full colour touch screen
- LAN, USB ports for data transfer
- multi-segment time and temperature programs
- visual and sound alarm
- internal memory for programs and data storage
- event registry
- user manual for direct download
- Quick change of program parameters
- Alarm Bar
- operating with gloves on



Smart - preview screen



TECHNICAL DATA

air convection	forced
chamber capacity [l]	150 / 200
working capacity [l]	122 / 163
controller	microprocessor PID
display	4,3" full colour touch screen

TEMPERATURE

temperature range [°C]	+3...+70 / 0...+15
temperature resolution every ... [°C]	0,1
temperature fluctuation at 37°C [±/°C]*	0,3
temperature fluctuation at 4°C [±/°C]*	0,4
temperature variation at 37°C [±/°C]*	0,6
temperature variation at 4°C [±/°C]*	0,7
temperature protection	class 1.0 to DIN 12880 / class 3.2 (option)

CHAMBER

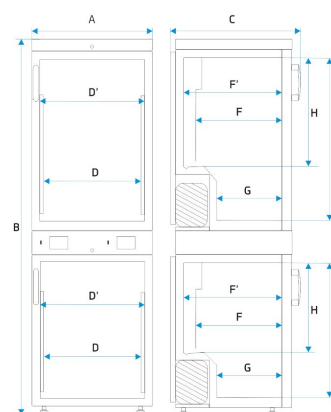
door type	solid / glass or double (option) /4/
interior	
C Smart	stainless steel to DIN 1.4016
CS Smart	stainless steel to DIN 1.4016
P Smart	DIN 1.4301
PS Smart	DIN 1.4301
housing	
C Smart	powder coated sheet
CS Smart	stainless steel polished
P Smart	powder coated sheet
PS Smart	stainless steel polished

overall dims [mm] /1/

width A	600
height B	1910
depth C	650

internal dims [mm]

width D	480
width D'	520
height E	660 / 860
depth F	420
depth F'	480
depth G	320
height H	440 / 640



shelves (standard max)	3 4 / 3 4
max shelf workload [kg] /2/	10
max unit workload [kg]	30 / 30
weight [kg]	114



ELECTRICAL PARAMETERS

voltage**	230V 50-60Hz
nominal power [W]	500
refrigerant	R1234ze / GWP=1
warranty	24 months

all the above technical data refer to standard units (without optional accessories)

* - fluctuation measured in centre of the chamber; in space, variation (K) calculated for chamber as: $K = +/- (T \text{ average max.} - T \text{ average min.}) / 2$;
parameters given for the chamber above the bottom step

** - other power supplies on request

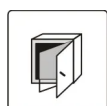
1 - depth doesn't include 50 mm of power cable, the width does not include the 20 mm of rubber plug

2 - on uniformly loaded surface

3 - reinforced shelf

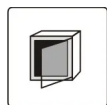
4 - additional internal glass door

OPTIONS AND ACCESSORIES



Order number: */C

Internal glass door



Order number: */A

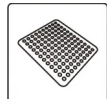
External glass door



INOX

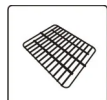
Order number: */P INOX

Stainless steel wire shelf INOX



Order number: */PP

Perforated shelf



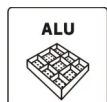
Order number: */PW

Reinforced shelf



Order number: KUW GN**


Stainless steel cuvettes



ALU

Order number: ST/CHL/SWP ALU

Aluminum drawer with powder coated slides



INOX

Order number: ST/CHL/SWP INOX

Stainless steel drawer with powder coated slides



INOX/INOX

Order number: ST/CHL/SWPN INOX

Stainless steel drawer with stainless steel slides



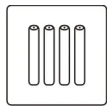
Order number: ORG-FARM

Pharma organizer



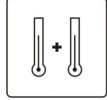
Order number: *PLUS

Automatic defrosting function




Order number: */FOT

Photoperiodic system



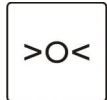
Order number: PT 100

Additional temperature sensor




Order number: GNZ

Internal socket



Order number: BRT*/L or IQ/OQ/PQ

Calibration and IQ, OQ, PQ qualification




Order number: BPP 12

Battery backup for display



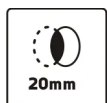
Order number: PORT ALARM

Dry alarm contact



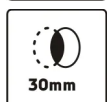
Order number: LANK

LAN cable



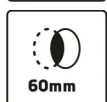
Order number: OCZ/20

Non-standard access port 20 mm



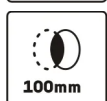
Order number: OCZ/30

Additional access port 30 mm



Order number: OCZ/60

Non-standard access port 60 mm



Order number: OCZ/100

Non-standard access port 100 mm



Order number: KD

Access control