



Ensign Autoclave

Specifications for an Ensign 100 & 125 E & DS

Design Features

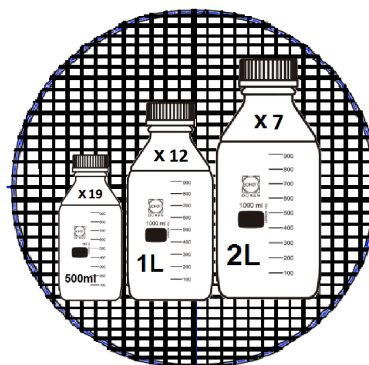
- 100 or 125 litres
- MP25 Controller
- Robust space saving design
- 3 phase or single phase option for 100L model
- Grade 316 stainless steel chamber
- Anti door bolt over tight mechanism
- Complete versatility for almost any application

Optional Accessories

- Loading Baskets
- Waste Discard System
- Fan Assisted High Speed Cooling
- Air Ballasting to prevent boil over of liquid loads
- Air removal HEPA filter (for CAT3 environments)
- Range of cycle recording systems
- Vacuum options
- Anti Lime scale system
- Easy touch button Loading Hoist

Capacities and dimensions (approx)

Model	Ensign 100	Ensign 125
Autoclave Weight	215kg	220kg
Export Case Size	740w x 1370h x 990d	740w x 1530h x 990d
Overall Dimensions	560w x 1090h x 800d	560w x 1240h x 800d
Chamber Dimensions	460 Ø x 570d	460 Ø x 723d
Chamber Capacity	100 Litres	125 Litres
Water Consumption (typical per cycle)	600ml	600ml
1L Media Bottles	24	24
2L Media Bottles	14	14
500ml Media Bottles	38	38
Basket Dimensions (x2)	420Ømm x 280Hmm	420Ømm x 330Hmm.
Waste Discard Dimensions (x1)	413Ømm x 492mm.	413Ømm x 492mm.
Hoist	H2410x600Wx380D	H671xW380xL1200



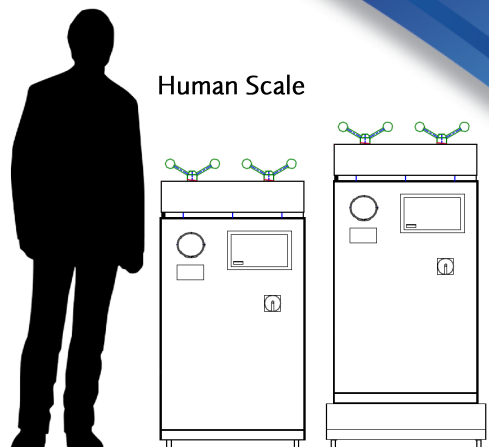
Ensign 100 & 125 bottles per basket

Not to scale

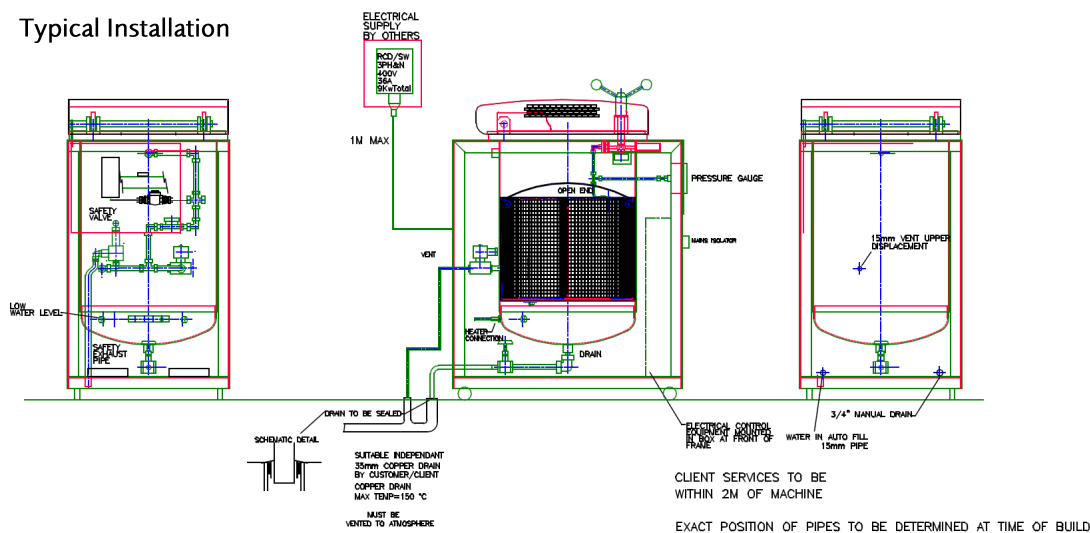
Safe Design Operating Limits

Model	Ensign 100	Ensign 125
Max working temperature	138 C	138 C
Min working temperature	7 C	7 C
Max ambient temperature	28 C	28 C
Min ambient temperature	11 C	11 C
Max hydraulic pressure	4.14 Bar	4.14 Bar
Max working pressure	2.62 Bar	2.62 Bar
Max working vacuum	Minus 1 Bar	Minus 1 Bar

Human Scale



Typical Installation



Site Requirements (E Version)

Electrical site requirement: Switched RCD required

Model	Ensign 100E	Ensign 125E
Drain Requirements	150°C 35mmØ Copper	150°C 35mmØ Copper
Voltage	230v / 415v	415v
Phase Requirement	1ph / 3ph/N 50/60 Hz	3ph/N 50/60 Hz
Power Consumption	6kw / 9kw	9kw
Fuse Rating	25amp / 16 amp	16 amp

Option Requirements

- Air Supply at 38 psi, 7 cfm required for Air Ballasting option
- Drain requirement of 150°C, 35Ømm copper pipe at floor level.

General Requirements

- Sodium Chloride must not exceed a level greater than 500 ppm.
- Use regular mains water only. DO NOT USE distilled or RO water
- DS Version requires a mains steam supply of 38psi 9kw 35lbs/hour

Complying Standards

- PED Cat 3 Module B+D Notified Body: British Engineering No. 0040
- Harmonised Standards applied: EMC BS EN 61326
- Community directives applied : Pressure Equipment Directive – PED 2014/68/EU (formerly PED 97/23/EC)
- Designed in accordance with PD5500 (formerly BS5500) & BS2646
- Chamber and Door constructed of stainless steel BS-EN 10028-7:316
- ISO 9001: 2008
- CE Marked

Information is subject to change to suit different options added. This information is correct as of 6th September 2017, E & OE

Site Requirements (DS Version)

Electrical site requirement: Switched RCD required

Model	Ensign 100DS	Ensign 125DS
Drain Requirements	150°C 35mmØ Copper	150°C 35mmØ Copper
Mains Steam Supply	35 lb p/h @ 2.67 Bar	35 lb p/h @ 2.67 Bar
Voltage	230v	230v
Phase Requirement	1ph/N 50/60 Hz	1ph/N 50/60 Hz
Power Consumption	1kw	1kw
Fuse Rating	5amp	5amp